

Student and Parent Quick Guide to Google Classroom

[A general introduction to Google Classroom](#)

[How to Hand In work #2](#)

[Joining a class](#)

[Making an announcement or posting in the Stream](#)

[Adding documents to assignments](#)

[Re-submitting work](#)

[How to Hand In work #1](#)

[Keeping track of work that needs to be done](#)

Please note: These videos and the visual refer to **Turn In** however in Australia the button is **Hand In**




Student Quick Guide to Google Classroom

Join at classroom.google.com



Click plus icon in upper left

Go to Classwork Tab



Uncompleted work has a dark icon. Completed work is greyed.



Click on assignment stripe with dark icon to expand assignment preview.

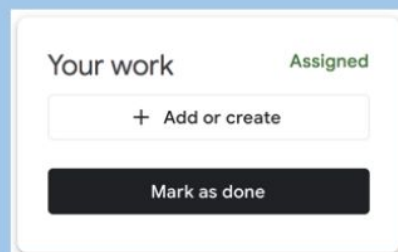
Click on View Assignment

VIEW ASSIGNMENT

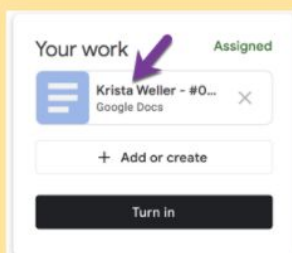
Click + Add or Create

+ Add or create

Find "Your Work" Bubble



Click on Attachment Title to Edit



Mark as Done or Turn In

Turn in

View Your Work

View your work

On Classwork Page

By Alice Keeler © 2019

Image taken from <https://alicekeeler.com>